

TORCHES



MIGOMAG MM PRO 150 AMP

**RATING: 180A C02 150A MIXED GAS @60% DUTY CYCLE,
EN60974-7 0.6MM-1.0MM WIRE**



| PART NO. | DESCRIPTION | | |
|-----------|-----------------------------|---|-----------|
| MMPRO15/3 | MIGOMAG MM Pro 150 Amp 3 Mt | | |
| MMPRO15/4 | MIGOMAG MM Pro150 Amp 4 Mt | | |
| MMPRO15/5 | MIGOMAG MM Pro 150 Amp 5 Mt | | |
| | PART NO. | NOZZLES | PACK SIZE |
| A | 03392920 | Tapered Nozzle 11mm Bore | 2 |
| | 03392919 | Conical Nozzle 12mm Bore | 2 |
| | 03392902 | Cylindrical Nozzle 16mm Bore | 2 |
| | PART NO. | CONTACT TIPS | PACK SIZE |
| B | 03393072 | Contact Tip 0.6mm M6 | 10 |
| | 03393089 | Contact Tip 0.8mm M6 | 10 |
| | 03393123 | Contact Tip 0.9mm M6 | 10 |
| | 03393140 | Contact Tip 1.0mm M6 | 10 |
| | 03393174 | Contact Tip 1.0mm M6 1.0 Aluminium | 10 |
| | 03393191 | Contact Tip 1.2mm M6 1.2 Aluminium | 10 |
| | | | |
| | PART NO. | LINERS | PACK SIZE |
| C | 03393378 | Steel Liner Blue 0.6-0.9mm x 3mt | 1 |
| | 03393395 | Steel Liner Blue 0.6-0.9mm x 4mt | 1 |
| | 03393396 | Steel Liner Blue 0.6-0.9mm x 5mt | 1 |
| | 03393446 | Aluminium Teflon Liner Kit Blue 0.6-0.9mm x 4mt | 1 |
| | 03393447 | Aluminium Teflon Liner Kit Blue 0.6-0.9mm x 5mt | 1 |
| | 03393445 | Brass Neck Liner for Aluminium 0.9-1.2mm | 1 |

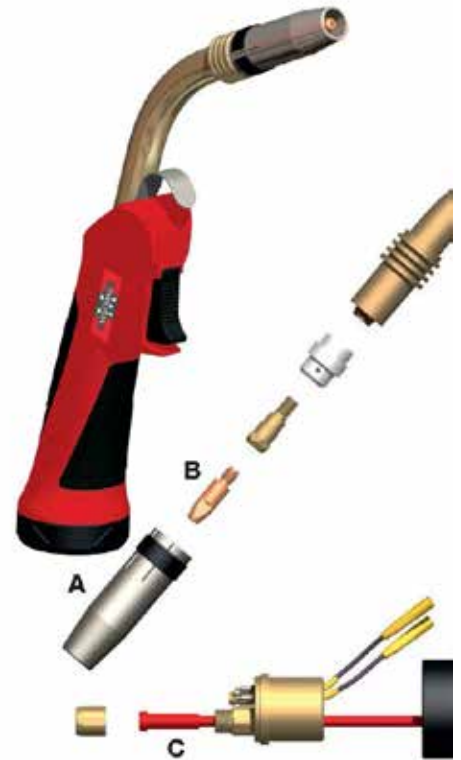
Effective Date
1ST JAN 2017

DISCLAIMER
The imagery used in the brochure is indicative of style only. The information contained herein is believed to be correct but is not guaranteed. Prospective purchasers should make and must rely on their own enquires. MIGOMAG WELDING SUPPLIES reserves the right to make changes any time in specification and pricing of products described in this literature without notice or obligation.



MIGOMAG MM PRO 240 AMP

**RATING: 250A C02 220A MIXED GAS @60% DUTY CYCLE,
EN60974-7 0.8MM-1.3MM WIRE**



| PART NO. | DESCRIPTION | | |
|-----------|-----------------------------|---|-----------|
| MMPRO24/3 | MIGOMAG MM Pro 240 Amp 3 Mt | | |
| MMPRO24/4 | MIGOMAG MM Pro 240 Amp 4 Mt | | |
| MMPRO24/5 | MIGOMAG MM Pro 240 Amp 5 Mt | | |
| | PART NO. | NOZZLES | PACK SIZE |
| A | 03392954 | Tapered Nozzle 10mm Bore | 2 |
| | 03392953 | Conical Nozzle 13mm Bore | 2 |
| | 03392936 | Cylindrical Nozzle 17mm Bore | 2 |
| | PART NO. | CONTACT TIPS | PACK SIZE |
| B | 03393072 | Contact Tip 0.6mm M6 | 10 |
| | 03393089 | Contact Tip 0.8mm M6 | 10 |
| | 03393123 | Contact Tip 0.9mm M6 | 10 |
| | 03393140 | Contact Tip 1.0mm M6 | 10 |
| | 03393174 | Contact Tip 1.0mm M6 1.0 Aluminium | 10 |
| | 03393191 | Contact Tip 1.2mm M6 1.2 Aluminium | 10 |
| | | PART NO. | LINERS |
| C | 03393378 | Steel Liner Blue 0.6-0.9mm x 3mt | 1 |
| | 03393395 | Steel Liner Blue 0.6-0.9mm x 4mt | 1 |
| | 03393396 | Steel Liner Blue 0.6-0.9mm x 5mt | 1 |
| | 03393412 | Steel Liner Red 0.6-0.9mm x 3mt | 1 |
| | 03393429 | Steel Liner Red 0.6-0.9mm x 4mt | 1 |
| | 03393430 | Steel Liner Red 0.6-0.9mm x 5mt | 1 |
| | 03393446 | Aluminium Teflon Liner Kit Blue 1.0-1.2mm x 4mt | 1 |
| | 03393447 | Aluminium Teflon Liner Kit Blue 1.0-1.2mm x 5mt | 1 |
| | 03393445 | Brass Neck Liner for Aluminium 0.9-1.2mm | 1 |

Effective Date
1ST JAN 2017

DISCLAIMER

The imagery used in the brochure is indicative of style only. The information contained herein is believed to be correct but is not guaranteed. Prospective purchasers should make and must rely on their own enquires. MIGOMAG WELDING SUPPLIES reserves the right to make changes any time in specification and pricing of products described in this literature without notice or obligation.



MIGOMAG MM PRO 360 AMP

**RATING: 300A CO2 270A MIXED GAS @60% DUTY CYCLE,
EN60974-7 0.8MM-1.2MM WIRE**



| PART NO. | DESCRIPTION | | |
|-----------|-----------------------------|---|-----------|
| MMPRO36/3 | MIGOMAG MM Pro 360 Amp 3 Mt | | |
| MMPRO36/4 | MIGOMAG MM Pro 360 Amp 4 Mt | | |
| MMPRO36/5 | MIGOMAG MM Pro 360 Amp 5 Mt | | |
| | PART NO. | NOZZLES | PACK SIZE |
| A | 03392986 | Tapered Nozzle 12mm Bore | 2 |
| | 03392987 | Conical Nozzle 16mm Bore | 2 |
| | 03392970 | Cylindrical Nozzle 19mm Bore | 2 |
| | PART NO. | CONTACT TIPS | PACK SIZE |
| B | 03393106 | Contact Tip 0.8mm M6 | 10 |
| | 03393123 | Contact Tip 0.9mm M6 | 10 |
| | 03393140 | Contact Tip 1.0mm M6 | 10 |
| | 03393157 | Contact Tip 1.2mm M6 | 10 |
| | 03393174 | Contact Tip 1.0mm M6 1.0 Aluminium | 10 |
| | 03393191 | Contact Tip 1.2mm M6 1.2 Aluminium | 10 |
| C | 03393208 | Contact Tip 0.9mm M8 | 10 |
| | 03393225 | Contact Tip 1.0mm M8 | 10 |
| | 03393242 | Contact Tip 1.2mm M8 | 10 |
| | 03393259 | Contact Tip 1.6mm M8 | 10 |
| | 03393276 | Contact Tip 0.9mm M8 0.9 Aluminium | 10 |
| | 03393293 | Contact Tip 1.0mm M8 1.0 Aluminium | 10 |
| | 03393310 | Contact Tip 1.2mm M8 1.2 Aluminium | 10 |
| | PART NO. | LINERS | PACK SIZE |
| D | 03393412 | Steel Liner Red 1.0-1.2mm x 3mt | 1 |
| | 03393429 | Steel Liner Red 1.0-1.2mm x 4mt | 1 |
| | 03393430 | Steel Liner Red 1.0-1.2mm x 5mt | 1 |
| | 03393446 | Aluminium Teflon Liner Kit Blue 1.0-1.2mm x 4mt | 1 |
| | 03393447 | Aluminium Teflon Liner Kit Blue 1.0-1.2mm x 5mt | 1 |
| | 03393445 | Brass Neck Liner for Aluminium 0.9-1.2mm | 1 |

Effective Date
1ST JAN 2017


DISCLAIMER

The imagery used in the brochure is indicative of style only. The information contained herein is believed to be correct but is not guaranteed. Prospective purchasers should make and must rely on their own enquires. MIGOMAG WELDING SUPPLIES reserves the right to make changes any time in specification and pricing of products described in this literature without notice or obligation.



OTC BLUE II 200 AMP

**RATING: 200A C02 160A MIXED GAS @50% DUTY CYCLE,
EN60974-7 0.8MM-1.2MM WIRE**



| PART NO. | DESCRIPTION | | |
|-----------|----------------------------|-----------------------------------|----|
| WT2000-SE | OTC Blue II 200 Amp 3 Mt | | |
| WT2000-ME | OTC Blue II 200 Amp 4.5 Mt | | |
| PART NO. | NOZZLES | PACK SIZE | |
| 1 | U4186L00 | Nozzle Tapered No. 8 200Amp | 5 |
| | U4186POO | Nozzle Straight N10 200Amp | 5 |
| PART NO. | CONTACT TIPS | PACK SIZE | |
| 2 | K980H08 | Contact Blue Tip 0.8mm CuCrZr 45L | 10 |
| | K980H09 | Contact Blue Tip 0.9mm CuCrZr 45L | 10 |
| | K980C25 | Contact Blue Tip 1.0mm CuCrZr 45L | 10 |
| | K980H12 | Contact Blue Tip 1.2mm CuCrZr 45L | 10 |
| | K980H14 | Contact Blue Tip 1.4mm CuCrZr 45L | 10 |
| | K980C28 | Contact Blue Tip 1.6mm CuCrZr 45L | 10 |
| PART NO. | SWAN NECK | PACK SIZE | |
| 3 | U4186B00 | Swan Neck | 1 |
| PART NO. | LINERS | PACK SIZE | |
| 4 | U4186G01 | Liner 3 Mt 0.9-1.2mm | 1 |
| | U4187G01 | Liner 4 Mt 0.9-1.2mm | 1 |
| | U4432G04 | Aluminium Liner 3 Mt 1.2-1.6mm | 1 |

Effective Date
1ST JAN 2017

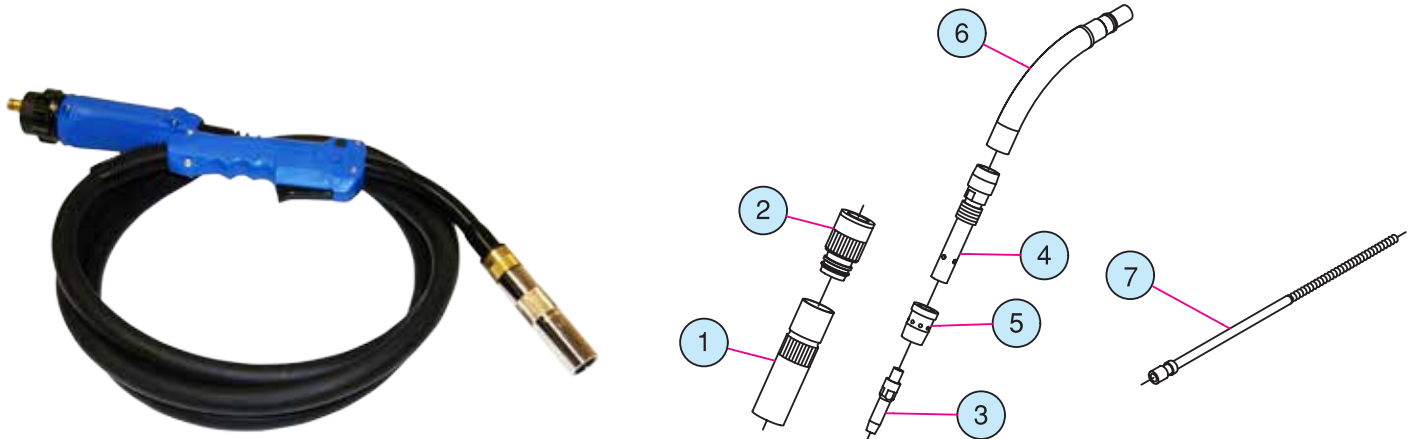
DISCLAIMER

The imagery used in the brochure is indicative of style only. The information contained herein is believed to be correct but is not guaranteed. Prospective purchasers should make and must rely on their own enquires. MIGOMAG WELDING SUPPLIES reserves the right to make changes any time in specification and pricing of products described in this literature without notice or obligation.



OTC BLUE II 350 AMP

**RATING: 350A C02 300A MIXED GAS @60% DUTY CYCLE,
EN60974-7 0.9MM-1.6MM WIRE**



| PART NO. | DESCRIPTION | | |
|-----------|------------------------|----------------------------------|-----------|
| WT3510-SE | OTC Blue 350 Amp 3 Mt | | |
| WT3510-ME | OTC Blue 350 Amp 4.5 M | | |
| | PART NO. | NOZZLES | PACK SIZE |
| 1 | U4167H01 | Nozzle Tapered No. 8 350Amp | 5 |
| | U4167G01 | Nozzle Straight No.10 350Amp | 5 |
| | U5035N19 | Nozzle HD 350Amp | 5 |
| | PART NO. | NOZZLES | PACK SIZE |
| 2 | U4167L00 | Insulator | 5 |
| | PART NO. | CONTACT TIPS | PACK SIZE |
| 3 | K980H08 | Contact Blue Tip 0.8mm | 10 |
| | K980H09 | Contact Blue Tip 0.9mm | 10 |
| | K980C25 | Contact Blue Tip 1.0mm | 10 |
| | K980H12 | Contact Blue Tip 1.2mm | 10 |
| | K980H14 | Contact Blue Tip 1.4mm | 10 |
| | K980C28 | Contact Blue Tip 1.6mm | 10 |
| | K980D09 | Contact Blue Tip 0.9mm HD | 10 |
| | K980C43 | Contact Blue Tip 1.2mm HD | 10 |
| | K980D10 | Contact Blue Tip 1.6mm HD | 10 |
| | PART NO. | TIP HOLDER | PACK SIZE |
| 4 | U4167G03 | Tip Holder | 5 |
| | PART NO. | DIFFUSOR | PACK SIZE |
| 5 | U4167G02 | Diffusor | 10 |
| | U4665C01 | Diffusor Heavy Duty 350Amp | 10 |
| | PART NO. | SWAN NECK | PACK SIZE |
| 6 | U4167B00 | Swan Neck | 1 |
| | PART NO. | LINERS | PACK SIZE |
| 7 | U4170H02 | Liner 3 Mt | 1 |
| | U4535G01 | Liner 4.5 Mt | 1 |
| | U4660H00 | Aluminium Liner 3 Mt 0.9-1.2mm | 1 |
| | K970H81 | Aluminium Liner 4.5 Mt 1.2-1.6mm | 1 |

Effective Date
1ST JAN 2017

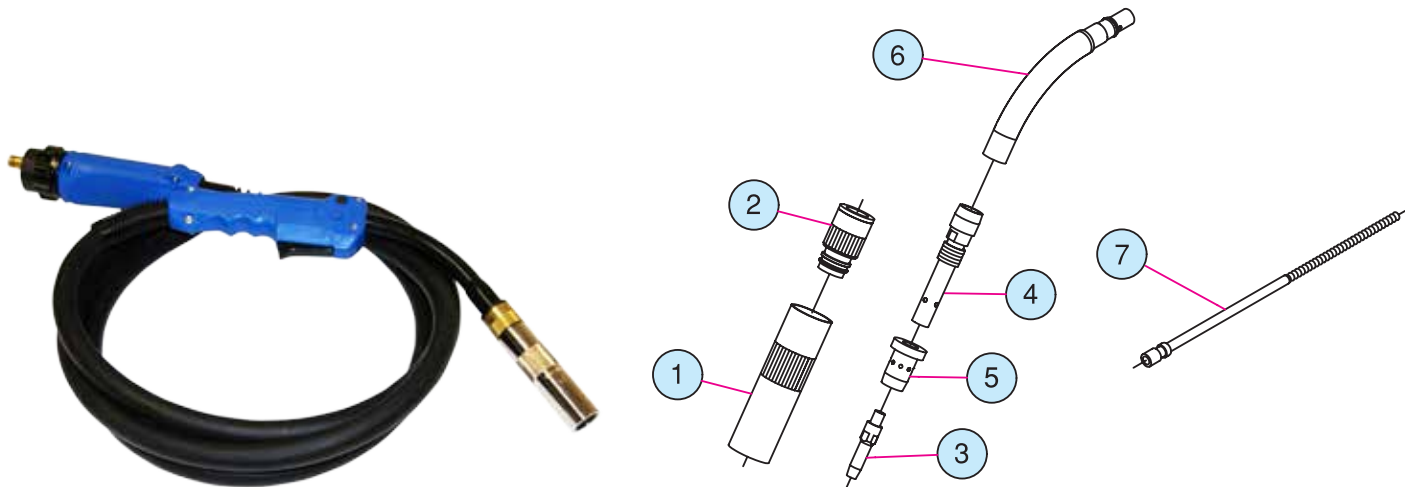
DISCLAIMER

The imagery used in the brochure is indicative of style only. The information contained herein is believed to be correct but is not guaranteed. Prospective purchasers should make and must rely on their own enquires. MIGOMAG WELDING SUPPLIES reserves the right to make changes any time in specification and pricing of products described in this literature without notice or obligation.



OTC BLUE II 500 AMP

**RATING: 500A CO2 450A MIXED GAS @60% DUTY CYCLE,
EN60974-7 1.2MM-1.6MM WIRE**



| PART NO. | DESCRIPTION | | |
|------------------------|---|---|--|
| WT5000-SE WT5000-ME | OTC Blue II 500 Amp 3 Mt OTC Blue II 500 Amp 4.5 Mt | | |
| PART NO. | NOZZLES | PACK SIZE | |
| 1 | U4173H01 U4173G01 | Nozzle Tapered No.10 500 Amp Nozzle Straight No.12 500 Amp | 5 5 |
| PART NO. | NOZZLES | PACK SIZE | |
| 2 | U4173L00 | Insulator | 5 |
| PART NO. | CONTACT TIPS | PACK SIZE | |
| 3 | K980H08 K980H09 K980C25 K980H12 K980H14 K980C28 K980D09 K980C43 K980D10 | Contact Blue Tip 0.8mm Contact Blue Tip 0.9mm Contact Blue Tip 1.0mm Contact Blue Tip 1.2mm Contact Blue Tip 1.4mm Contact Blue Tip 1.6mm Contact Blue Tip 0.9mm HD Contact Blue Tip 1.2mm HD Contact Blue Tip 1.6mm HD | 10 10 10 10 10 10 10 10 10 |
| PART NO. | TIP HOLDER | PACK SIZE | |
| 4 | U4173G03 | Tip Holder | 5 |
| PART NO. | DIFFUSOR | PACK SIZE | |
| 5 | U4173G02 | Diffusor | 10 |
| PART NO. | SWAN NECK | PACK SIZE | |
| 6 | U4173B00 | Swan Neck | 1 |
| PART NO. | LINERS | PACK SIZE | |
| 7 | U4170H02 U4535G01 U4660H00 U4537G01 | Liner 3 Mt Liner 4.5 Mt Aluminium Liner 3 Mt 0.9-1.2mm Liner 4.5 Mt 1.2-1.6mm | 1 1 1 1 |

Effective Date
1ST JAN 2017

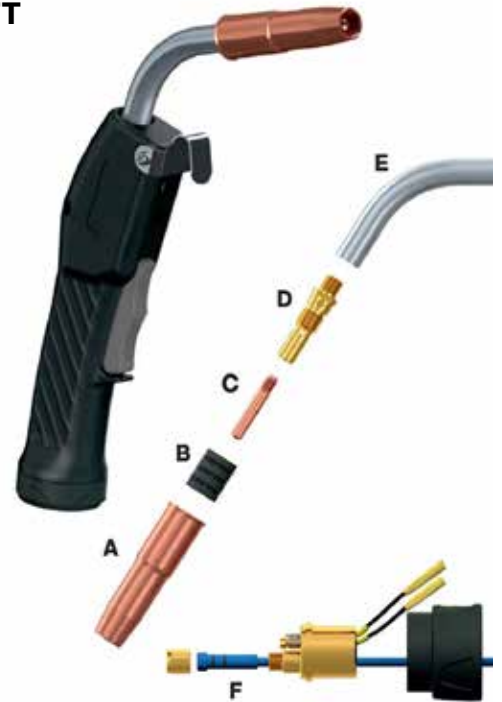
DISCLAIMER

The imagery used in the brochure is indicative of style only. The information contained herein is believed to be correct but is not guaranteed. Prospective purchasers should make and must rely on their own enquires. MIGOMAG WELDING SUPPLIES reserves the right to make changes any time in specification and pricing of products described in this literature without notice or obligation.



MIGOMAG TWC 200 AMP MMPROTWC2/15FT

**RATING: 200A C02 150A MIXED GAS @60% DUTY CYCLE,
EN60974-7 0.6MM-1.2MM WIRE**



| PART NO. | DESCRIPTION | | |
|----------------|--|-----------------------------|-----------|
| MMPROTWC2/15FT | Migomag TWC Air Cooled Mig 200Amp Torch @ 60% duty cycle | | |
| | PART NO. | NOZZLES | PACK SIZE |
| A | 03393803 | Nozzle Adjustable 13mm Bore | 2 |
| | 03393820 | Nozzle Adjustable 16mm Bore | 2 |
| | PART NO. | INSULATOR | PACK SIZE |
| B | 03393769 | Insulator | 2 |
| | PART NO. | CONTACT TIPS | PACK SIZE |
| C | 03393599 | Contact Tip 0.6mm | 10 |
| | 03393616 | Contact Tip 0.8mm | 10 |
| | 03393633 | Contact Tip 0.9mm | 10 |
| | 03393650 | Contact Tip 1.0mm | 10 |
| | 03393667 | Contact Tip 1.2mm | 10 |
| | 03393684 | Contact Tip 0.9mm HD | 10 |
| | 03393718 | Contact Tip 1.4mm HD | 10 |
| | 03393735 | Contact Tip 1.6mm HD | 10 |
| | 03393752 | Contact Tip 2.0mm HD | 10 |
| | PART NO. | TIP HOLDER | PACK SIZE |
| D | 03393565 | Tip Holder | 2 |
| | PART NO. | SWAN NECK | PACK SIZE |
| E | 03395010 | Swan Neck | 1 |
| | PART NO. | LINERS | PACK SIZE |
| F | 03393922 | Liner Conduit 0.8-0.9mm | 1 |
| | 03393939 | Liner Conduit 1.0-1.2mm | 1 |
| | 03393956 | Nylon Conduit 0.8-0.9mm | 1 |

Effective Date
1ST JAN 2017

DISCLAIMER

The imagery used in the brochure is indicative of style only. The information contained herein is believed to be correct but is not guaranteed. Prospective purchasers should make and must rely on their own enquires. MIGOMAG WELDING SUPPLIES reserves the right to make changes any time in specification and pricing of products described in this literature without notice or obligation.



MIGOMAG TWC 400 AMP MMPROTWC4/15FT

**RATING: 400A C02 350A MIXED GAS @60% DUTY CYCLE,
EN60974-7 0.8MM-2.0MM WIRE**



| PART NO. | DESCRIPTION | | |
|----------------|--|-------------------------------|----|
| MMPROTWC4/15FT | Migomag TWC Air Cooled Mig 400Amp Torch @ 60% duty cycle | | |
| PART NO. | NOZZLES | PACK SIZE | |
| A | 03393837 | Nozzle Adjustable 12.5mm Bore | 2 |
| | 03393854 | Nozzle Adjustable 16mm Bore | 2 |
| PART NO. | INSULATOR | PACK SIZE | |
| B | 03393786 | Insulator | 2 |
| PART NO. | CONTACT TIPS | PACK SIZE | |
| C | 03393599 | Contact Tip 0.6mm | 10 |
| | 03393616 | Contact Tip 0.8mm | 10 |
| | 03393633 | Contact Tip 0.9mm | 10 |
| | 03393650 | Contact Tip 1.0mm | 10 |
| | 03393667 | Contact Tip 1.2mm | 10 |
| | 03393684 | Contact Tip 0.9mm HD | 10 |
| | 03393718 | Contact Tip 1.4mm HD | 10 |
| | 03393735 | Contact Tip 1.6mm HD | 10 |
| | 03393752 | Contact Tip 2.0mm HD | 10 |
| PART NO. | TIP HOLDER | PACK SIZE | |
| D | 03393582 | Tip Holder | 2 |
| PART NO. | SWAN NECK | PACK SIZE | |
| E | 03395011 | Swan Neck | 1 |
| PART NO. | LINERS | PACK SIZE | |
| F | 03393973 | Liner Conduit 0.8-0.9mm | 1 |
| | 03394007 | Liner Conduit 1.0-1.2mm | 1 |
| | 03394075 | Liner Conduit 1.2mm | 1 |
| | 03393990 | Nylon Conduit 1.2mm | 1 |

Effective Date
1ST JAN 2017

DISCLAIMER
The imagery used in the brochure is indicative of style only. The information contained herein is believed to be correct but is not guaranteed. Prospective purchasers should make and must rely on their own enquires. MIGOMAG WELDING SUPPLIES reserves the right to make changes any time in specification and pricing of products described in this literature without notice or obligation.



MIGOMAG TIG 17FVX

**RATING: 150A DC, 115A AC @60% DUTY CYCLE,
EN60974-7 0.5MM-3.2MM ELECTRODES**



| PART NO. | DESCRIPTION | | |
|-----------|--------------------------------|--------------------------|---|
| MM17FVX | MOM 17FV TIG TORCH LG DINSE | | |
| MM17FVXSM | MOM 17FV TIG TORCH SMALL DINSE | | |
| PART NO. | COLLET | PACK SIZE | |
| A | 03391202 | Collet 1.6mm Bore | 5 |
| | 03391219 | Collet 2.4mm Bore | 5 |
| | 03391230 | Collet 3.2mm Bore | 5 |
| PART NO. | COLLET BODY | PACK SIZE | |
| B | 03391304 | Collet Body 1.6mm Bore | 5 |
| | 03391321 | Collet Body 2.4mm Bore | 5 |
| | 03391236 | Collet Body 3.2mm Bore | 5 |
| PART NO. | CEREMIC CUP | PACK SIZE | |
| C | 03391611 | Ceramic Cup 6mm Bore | 5 |
| | 03391644 | Ceramic Cup 8mm Bore | 5 |
| | 03391627 | Ceramic Cup 10mm Bore | 5 |
| | 03391626 | Ceramic Cup 11mm Bore | 5 |
| | 03391610 | Ceramic Cup 13mm Bore | 5 |
| | 03391643 | Ceramic Cup 16mm Bore | 5 |
| | 03391445 | Ceramic Cup 19mm Bore | 5 |
| PART NO. | GAS LENS BODY | PACK SIZE | |
| D | 03391405 | Gas Lens Body 1.0mm Bore | 5 |
| | 03391406 | Gas Lens Body 1.6mm Bore | 5 |
| | 03391423 | Gas Lens Body 2.4mm Bore | 5 |
| | 03391440 | Gas Lens Body 3.2mm Bore | 5 |

Effective Date
1ST JAN 2017

DISCLAIMER

The imagery used in the brochure is indicative of style only. The information contained herein is believed to be correct but is not guaranteed. Prospective purchasers should make and must rely on their own enquires. MIGOMAG WELDING SUPPLIES reserves the right to make changes any time in specification and pricing of products described in this literature without notice or obligation.



MIGOMAG TIG 17FVX CONT.

| | PART NO. | GAS LENS CUP | PACK SIZE |
|---|----------|------------------------------------|-----------|
| E | 03391694 | Gas Lens Cup 6mm Bore | 5 |
| | 03391695 | Gas Lens Cup 8mm Bore | 5 |
| | 03391678 | Gas Lens Cup 10mm Bore | 5 |
| | 03391679 | Gas Lens Cup 11mm Bore | 5 |
| | 03391661 | Gas Lens Cup 13mm Bore | 5 |
| | 03391662 | Gas Lens Cup 17mm Bore | 5 |
| | PART NO. | COMPONENTS | PACK SIZE |
| 1 | 03391712 | Cup Gasket | 5 |
| 2 | 03391729 | Gas Lens Insulator (Use with 18CG) | 5 |
| 3 | 03391848 | Torch Body Including Cup Gasket | 1 |
| 4 | 03391508 | Back Cap Short | 2 |
| 5 | 03391509 | Back Cap Medium | 2 |
| 6 | 03391542 | Back Cap Long | 2 |

Effective Date
1ST JAN 2017

DISCLAIMER

The imagery used in the brochure is indicative of style only. The information contained herein is believed to be correct but is not guaranteed. Prospective purchasers should make and must rely on their own enquires. MIGOMAG WELDING SUPPLIES reserves the right to make changes any time in specification and pricing of products described in this literature without notice or obligation.



MOM TIG PRO26FX TORCH

**RATING: 200A DC, 150A AC @60% DUTY CYCLE,
EN60974-7 0.5MM-4.0MM ELECTRODES**



| PART NO. | DESCRIPTION | | |
|---------------|--------------------------------|--------------------------|-----------|
| MMPRO26FX | MOM 26FX TIG TORCH MM200ACDC | | |
| MMPRO26FX/8MT | MOM 26FX TIG TORCH 8MT 200ACDC | | |
| | PART NO. | COLLET | PACK SIZE |
| A | 03391202 | Collet 1.6mm Bore | 5 |
| | 03391219 | Collet 2.4mm Bore | 5 |
| | 03391230 | Collet 3.2mm Bore | 5 |
| | PART NO. | COLLET BODY | PACK SIZE |
| B | 03391304 | Collet Body 1.6mm Bore | 5 |
| | 03391321 | Collet Body 2.4mm Bore | 5 |
| | 03391236 | Collet Body 3.2mm Bore | 5 |
| | PART NO. | CEREMIC CUP | PACK SIZE |
| C | 03391611 | Ceramic Cup 6mm Bore | 5 |
| | 03391644 | Ceramic Cup 8mm Bore | 5 |
| | 03391627 | Ceramic Cup 10mm Bore | 5 |
| | 03391626 | Ceramic Cup 11mm Bore | 5 |
| | 03391610 | Ceramic Cup 13mm Bore | 5 |
| | 03391643 | Ceramic Cup 16mm Bore | 5 |
| | 03391445 | Ceramic Cup 19mm Bore | 5 |
| | PART NO. | GAS LENS BODY | PACK SIZE |
| D | 03391405 | Gas Lens Body 1.0mm Bore | 5 |
| | 03391406 | Gas Lens Body 1.6mm Bore | 5 |
| | 03391423 | Gas Lens Body 2.4mm Bore | 5 |
| | 03391440 | Gas Lens Body 3.2mm Bore | 5 |

Effective Date
1ST JAN 2017

DISCLAIMER

The imagery used in the brochure is indicative of style only. The information contained herein is believed to be correct but is not guaranteed. Prospective purchasers should make and must rely on their own enquires. MIGOMAG WELDING SUPPLIES reserves the right to make changes any time in specification and pricing of products described in this literature without notice or obligation.



MOM TIG PRO26FX TORCH CONT.

| | PART NO. | GAS LENS CUP | PACK SIZE |
|---|----------|------------------------------------|-----------|
| E | 03391694 | Gas Lens Cup 6mm Bore | 5 |
| | 03391695 | Gas Lens Cup 8mm Bore | 5 |
| | 03391678 | Gas Lens Cup 10mm Bore | 5 |
| | 03391679 | Gas Lens Cup 11mm Bore | 5 |
| | 03391661 | Gas Lens Cup 13mm Bore | 5 |
| | 03391662 | Gas Lens Cup 17mm Bore | 5 |
| | PART NO. | COMPONENTS | PACK SIZE |
| 1 | 03391712 | Cup Gasket | 5 |
| 2 | 03391729 | Gas Lens Insulator (Use with 18CG) | 5 |
| 3 | 03391850 | Torch Head Flexible | 1 |
| 4 | 03391848 | Torch Body Including Cup Gasket | 1 |
| 5 | 03391508 | Back Cap Short | 2 |
| 6 | 03391509 | Back Cap Medium | 2 |
| 7 | 03391542 | Back Cap Long | 2 |

Effective Date
1ST JAN 2017

DISCLAIMER

The imagery used in the brochure is indicative of style only. The information contained herein is believed to be correct but is not guaranteed. Prospective purchasers should make and must rely on their own enquires. MIGOMAG WELDING SUPPLIES reserves the right to make changes any time in specification and pricing of products described in this literature without notice or obligation.

